

SA GARDEN

February 2011

INSIDE • OUTSIDE

HOW TO:

- Bonsai a tree
- Repot an orchid

WINE CHOICES

Mirror, mirror
ON THE WALL

Herbal
teas

Beautiful

- Stellenberg
- Winelands roses
- Rustic Rosendal

WIN
a garden of
R50 000!



historic BEAUTY

WORDS & PHOTOGRAPHY: Lizette Jonker

The garden at historic Stellenberg is a place of beauty and inspiration. Take a walk through the different outdoor rooms and be proud of this exceptional South African garden

T

he manor house at Stellenberg was built in 1740, and is a fine example of Cape Dutch manor

houses of that period. The private 6-acre Kenilworth estate, a national monument, has a 4-acre garden. It is here that you see the inspiring ideas of more than one landscape designer, and the loving care and know-how of the lady of the house and a more than keen gardener herself, Sandy Ovenstone.

Stellenberg has been home to the Ovenstone family since 1953, and when they inherited the property, the garden consisted of huge old oaks, hydrangeas and sweeping lawns, and a "wild" area, as was fashionable at the time.

The present garden is divided into rooms.

THE FORMAL GARDEN

The formal, walled garden was designed by famous landscape architect David Hicks in 1989. The area used to be a tennis court. The area was drained, walls were built and hedges of *Myrtus communis* and *Myrtus communis* 'Microphylla' were planted. The arches were planted with 'New Dawn' roses.

On one side of the formal garden the hedged beds are planted with low-growing groundcovers, allowing one to see the shape of the beds clearly. On the opposite side of the formal garden the hedged beds are planted with old-fashioned, flowering perennials and shrubs, giving that side of the garden a romantic feel.

THE WHITE GARDEN

This narrow, lawned area against the house has been planted with 'Iceberg' and 'Grüss an Aachen' roses, and perennials with textured foliage.

THE MEDIEVAL GARDEN

This garden, designed by Francesca Watson, was planted in 2000. The four square beds are planted with fruit, vegetables, medicinal herbs and flowers.

THE PARTERRE GARDEN

This garden room is situated on a terrace just above the white garden, and consists of

four squared beds hedged by *Rhus crenata* and planted with 'Iceberg' roses.

THE HERB GARDEN

This garden is planted in the shape of the cross of St Andrew. This was the first garden room that was done when the restructuring of the garden began in 1987. On the way to the herb garden, under the shade trees, you will see bluebells in the spring.

THE VINE WALK

This tranquil lawned walk has clipped vines on arches, flanked by *Hydrangea macrophylla* 'Pretty Belinda'.

THE GARDEN OF REFLECTION

This room is a place for spiritual reflection, and there is also reflection in the water. The colour scheme is blue and green, with grey salt bush (*Rhagoda histata*) and blue *Tradescantia* flowers.

THE CHERRY WALK

Beautiful flowering cherries are underplanted with purple *Vinca minor*.

THE GREEN BORDERS AND WILD GARDEN

A very tranquil area with tall trees and shrubs like azalea, camellia, *Weigela*, *Philadelphus*, *Hebe* and *Abelia grandiflora*, and lawned pathways.


THE POOL GARDEN

This is referred to as the blue garden, with shades of blue, purple and pink in this section against the house.

OPEN GARDENS


Even though this is a private garden, the gates are open to visitors once a year in November, when you can go and experience this garden for yourself.

There is a nursery on the estate, open to the public, where you can buy all the plants that one can see in the garden. There are quite a number of plant varieties for sale that you cannot find at garden centres. Contact Catherine on 021 761 2948 for more information on the open gardens and the nursery. 🌿






The formal garden






The green borders



The cherry walk




The vine walk



The manor house

The herb garden



The Medieval garden



The white garden



The parterre garden